

**Prime Lake District tourist
retail/Class E opportunity to let**

**14-16 Main Road
Windermere
Cumbria
LA23 1DY**



**To be refurbished – substantial ground floor sales with rear
external seating area**

Windermere is situated within the Lake District National Park and is one of the most visited tourist destinations in the UK. The Lake District was awarded UNESCO World Heritage Site status in 2017 which has led to an increase in visitor numbers; latest tourism figures from Cumbria Tourism show that in 2018/2019, there was an increase in visitor spend in the Lake District to over £3bn with in excess of 47 million visitors to the national park. With easing of lock-down restrictions and significant increases in 'staycations' Windermere & the Lakes benefitted throughout 2020 and is likely to continue to do so in 2021. Windermere, together with neighbouring Bowness-on-Windermere is one of the most visited destinations within the National Park and is situated approximately 8 miles from Kendal, 16 miles from Junction 36 of the M6 motorway and 4 miles from Ambleside. Windermere benefits from a station linking to Oxenholme on the London to Glasgow/Edinburgh railway line.



Location

The subject property, which is shown for identification purposes on the enclosed street traders' plan occupies a highly prominent location in the centre of Windermere, which has reinforced itself as the main year round trading location for locals and tourists alike. The property is close to premises occupied by The Cumberland, Boots, Greggs, Sainsburys Local and Barclays Bank, together with strong independent food orientated businesses such as Brown Sugar, The Crafty Baa, Lamplighters, Homeground, Bandito Burrito, Café Italia, The Pig, and has the benefit of on-street car parking.

Description

The property comprises a ground floor double unit with ancillary accommodation to the rear, and it is our client's intention to open out the ground floor sales area to provide the accommodation below. The configuration of the accommodation is flexible and can be bespoke to a particular tenant's requirements – further details on request. The property has the benefit of a significant external area to the rear, which can be utilised as an external seating area – one of few units in the centre of Windermere with the ability to have an external dining/seating area.

Accommodation

The property can offer the following accommodation:-

Internal width	8.52 m		
Shop depth	13.05 m		
Ground floor sales area (GIA) up to	190 sq m	(2,045 sq ft)	approx
External yard area	230 sq m	(2,500 sq ft)	approx

Planning

The Lake District National Park Authority have confirmed the property, and the external area has the benefit of Class E consent by way of a certificate of lawful use under reference 7/2021/5389 dated 16 June 2021 for café or restaurant use of ground floor with rear yard to be used as an external seating area for customers – further details are available on request. This means that the unit could be occupied for retail, office, restaurant or licensed premises without the need for further planning consent.

Terms

The property is available to let on the basis of a new 15-year FRI lease subject to 5-yearly rent reviews – further details available on request.

Rent

On application

Rating Assessment

To be re-assessed.

Energy Performance Certificate

The property has an energy performance asset rating of 'E-109'.

Legal Costs

Each party to be responsible for their own legal fees incurred in the preparation of a new lease.

VAT

All prices, rentals and outgoings are quoted exclusive of, but may be liable to, VAT.

Viewing

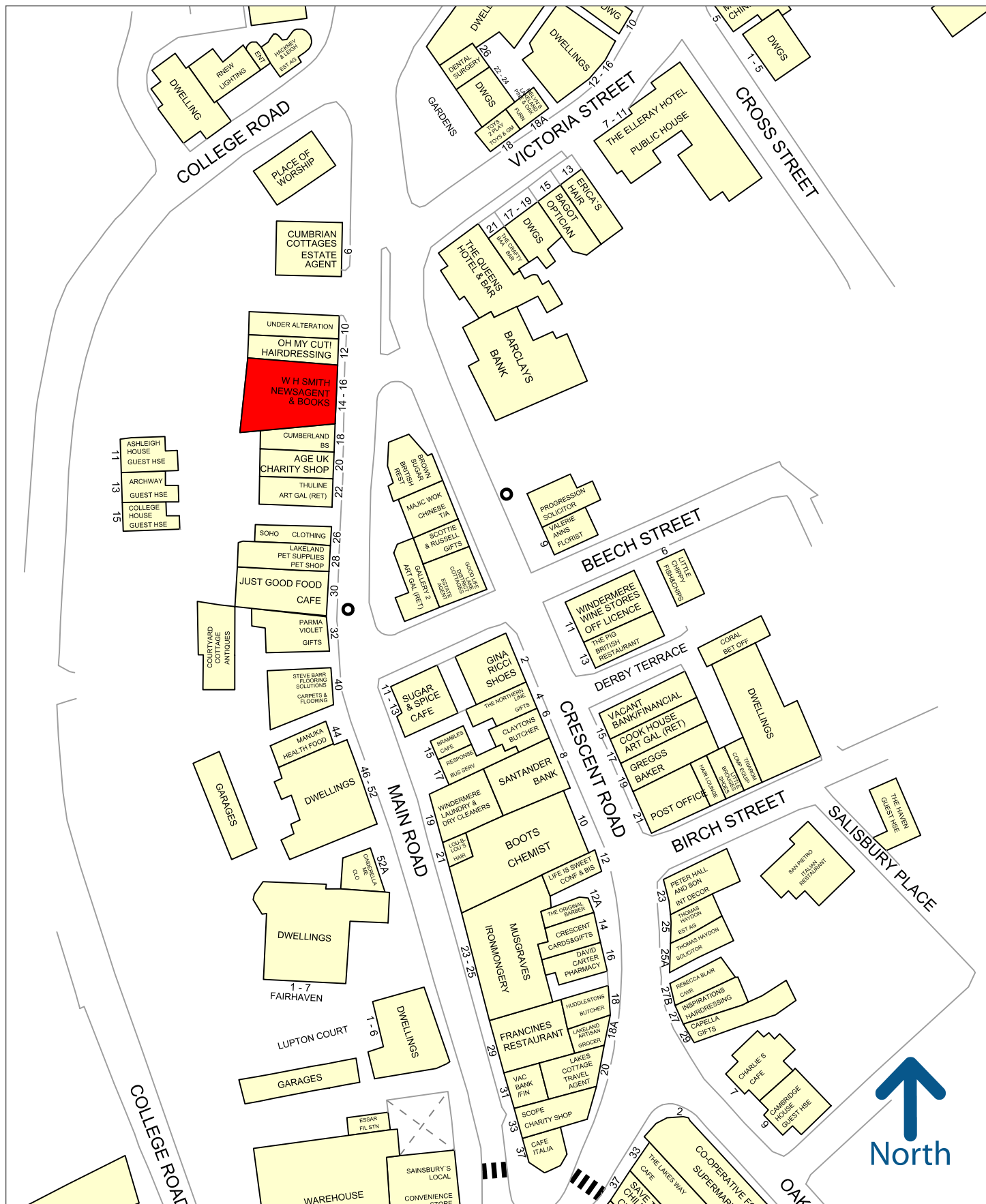
Strictly by appointment through the sole agents Peill & Company, tel 01539 888 000 (Simon Adams dealing), admin@peill.com for viewings.

Anti-money laundering

In accordance with 2017 Anti-money laundering regulations, we will be required to verify the identity of any proposed purchaser/tenant once a transaction has been agreed, which will include provision of confirmation of address and identity.

IMPORTANT NOTICE RELATING TO THE MISREPRESENTATION ACT 1967 AND THE PROPERTY MISDESCRIPTIONS ACT 1991

Peill & Co Ltd on their behalf and for the sellers or lessors of this property whose agents they are give notice that: (i) The particulars are set out as a general outline only for guidance of any intending purchasers or lessees and do not constitute, nor constitute part of an offer or contract. (ii) All descriptions, dimensions, references to condition and necessary permissions for use and occupation, and other details are given in good faith and are believed to be correct, but any intending purchasers or tenants should not rely on them as statements or representations of fact, but must satisfy themselves by inspection or otherwise as to the correctness of each of them. (iii) No person employed by Peill & Co Ltd has any authority to make or give any representation or warranty whatever in relation to this property. Unless otherwise stated, all prices and rents are quoted exclusive of VAT. All details, plans, maps and photographs are for identification only and are believed to be correct at the time of printing. Shop occupiers are subject to change.



50 metres

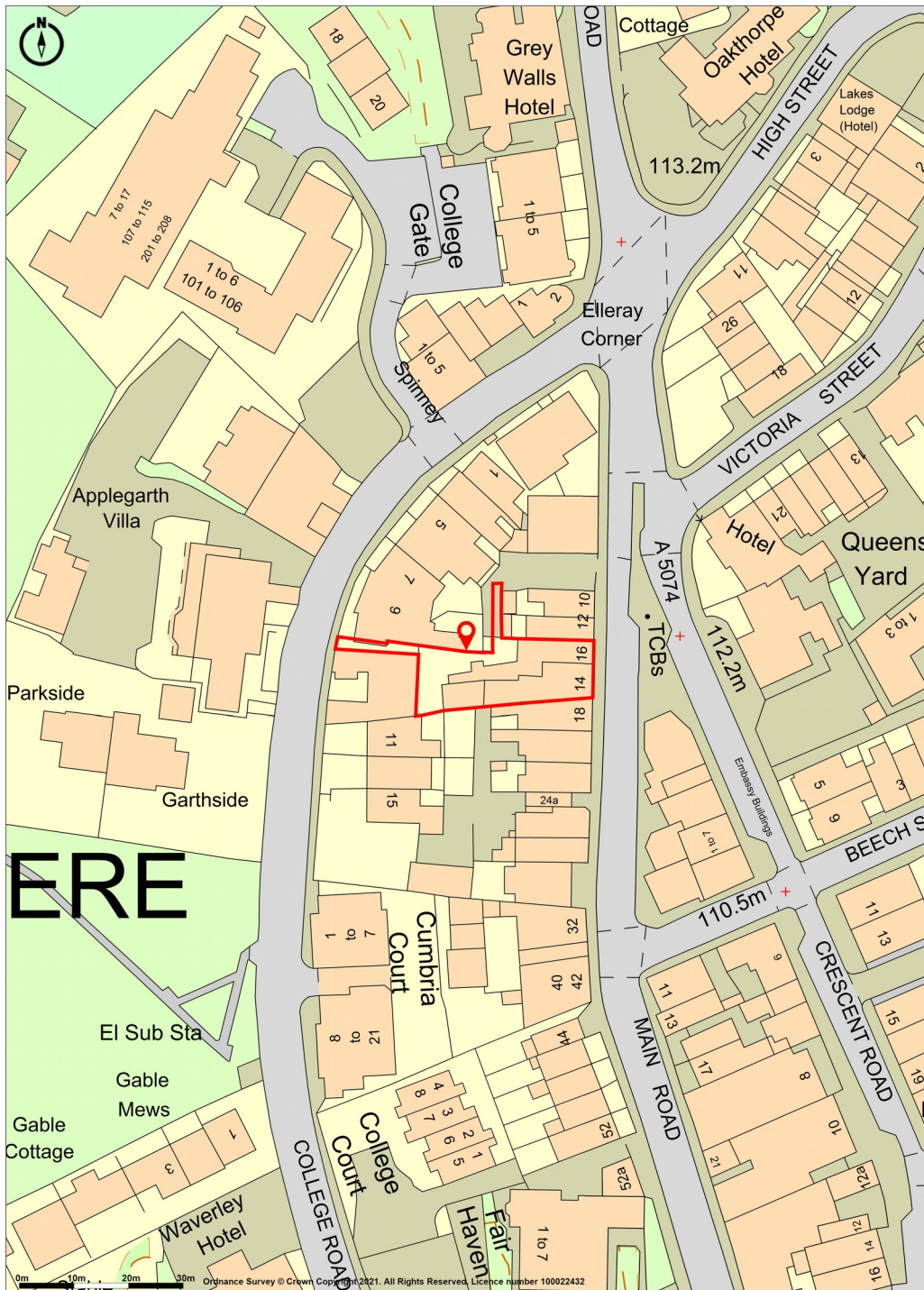
Experian Goad Plan Created: 27/10/2020

Created By: Peill and Company



Copyright and confidentiality Experian, 2020. © Crown
copyright and database rights 2020. OS 100019885

For more information on our products and services:
www.experian.co.uk/goad | goad.sales@uk.experian.com | 0845 601
6011



Promap

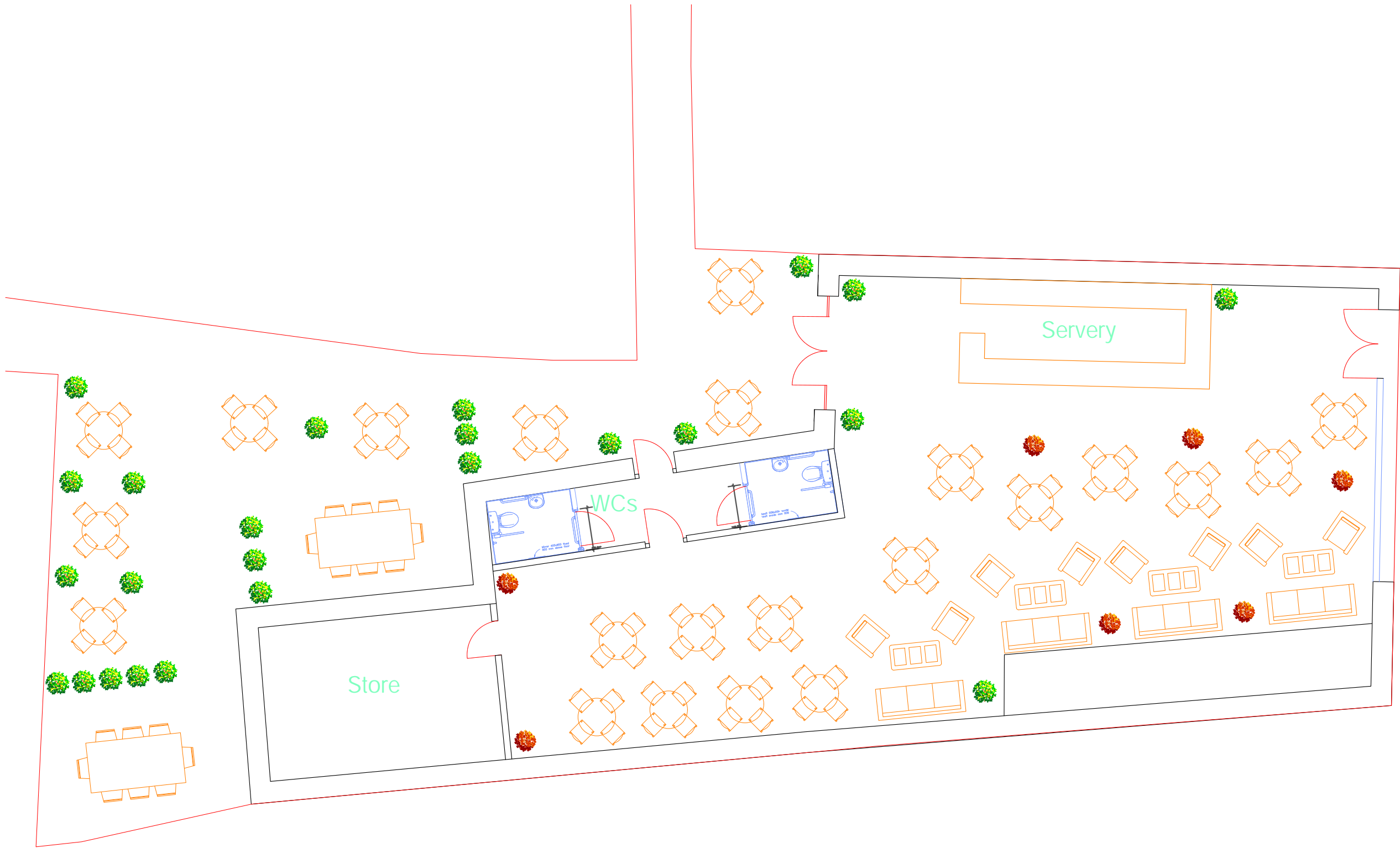
LANDMARK INFORMATION

Ordnance Survey Crown Copyright 2021. All rights reserved.

Licence number 100022432.

Plotted Scale - 1:1250. Paper Size - A4

Peill and Company, Chartered Surveyors



GROUND FLOOR PLAN

Do not scale from this drawing unless for Planning purposes.

Written dimensions only shall be taken from this drawing.

All dimensions are approximate and must be checked on site by the Contractor prior to the commencement of any fabrication or building works on site and where applicable, all dimensions and details are to be read in conjunction with any specialist consultants' drawings; any disparity between drawings is to be brought to the attention of the author prior to the commencement of any fabrication or building works.

This drawing is the property of the author and may not be reproduced without permission.

Revision	Date	Description
Rev A	14/09/20	DRAFT LAYOUT

Client

Whinmoor Estates Ltd

Property Address

16 Main Road
Windermere

Drawing Title

Proposed GF Layout

Date	Sept 2020	Scale	1:100 @A3
Drawn	PC	Checked	ST

Drawing No

001.01